

Askern Spa Junior School (URN: 106673)

This school became an academy on 31 May 2019.

Go to [Spa Academy Askern](#) for the new record.

Key stage 2

This is provisional data for 2018/19. CLA data is not currently available, so we are not publishing breakdowns of data such as disadvantaged which appeared previously. This information will be included in the revised release.

Also, any amendments made to this school's data will be reflected when we re-publish the data in a few months. National and local authority benchmarks may also change. Until these changes take effect, you may see differences between data on ASP and Compare school and college performance.

Progress in reading, writing and maths

Reading

Number of pupils = 98

Pupils with adjusted scores = 8

Well below average -5.02

Confidence interval
-6.2 to -3.8

Writing

Number of pupils = 98

Pupils with adjusted scores = 5

Well below average -4.54

Confidence interval
-5.7 to -3.4

Maths

Number of pupils = 98

Pupils with adjusted scores = 14

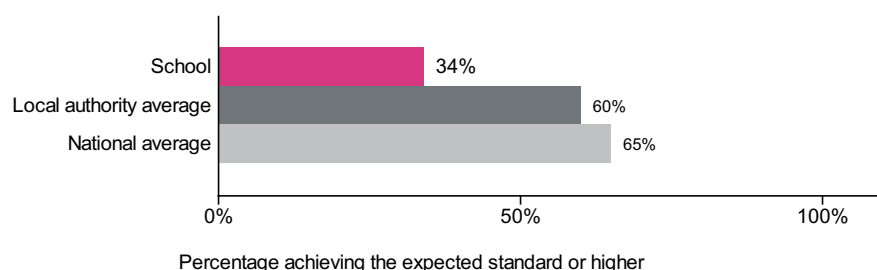
Well below average -6.08

Confidence interval
-7.1 to -5.0

Reading, writing and maths combined

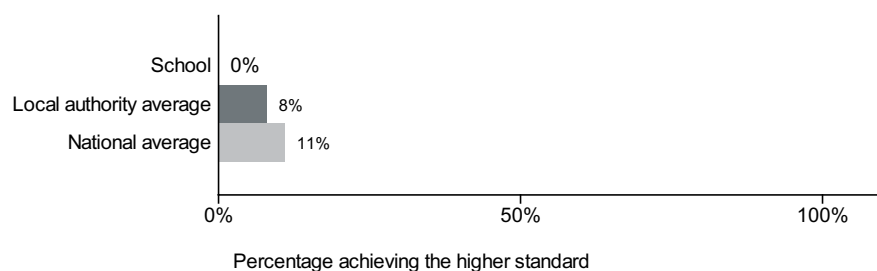
Percentage of pupils achieving the expected standard or higher

Number of pupils = 101



Percentage of pupils achieving the higher standard

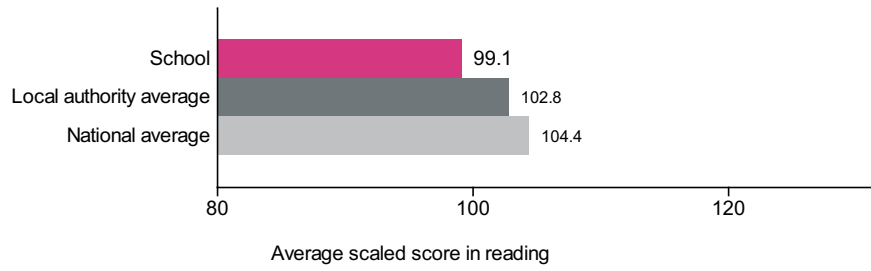
Number of pupils = 101



Average scaled score in:

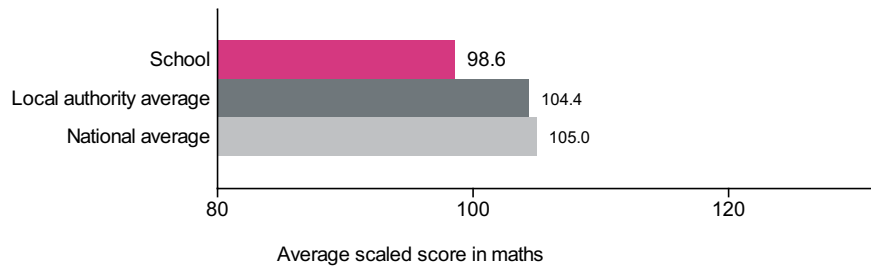
Reading

Number of pupils = 101



Maths

Number of pupils = 101



Junior schools

We know from national data that pupils at junior schools, on average, have higher attainment scores at the end of key stage 2 than pupils at all other primary schools. However, on average, they also have lower progress scores. This may be for a variety of reasons and should be taken into account when comparing their results to schools which start educating their pupils from the beginning of key stage 1.